







LED CANOPY LIGHT



Canopy Lighting Solution

Ceiling light canopy led not only features a vandal-proof and super slim profile but also is equivalent to 1000W MH for parking facilities, walkways, and gas stations.


 Vandal Resistance	 High Efficacy 130 LPW	 Surface Mount Installation	 Impact Rated IK10	 IP65 Rating Waterproof
--	---	--	--	--

FEATURE

Style	Vandal Proof
Housing	Aluminum Alloy
Diffuser	Shatter-proof glass
Waterproof	IP65
Lumen Efficacy	130-150 LPW
Color Temperature	3000K, 4000K, 5000K, 5700K
Photocell, Emergency Backup	Available
Impact Rated	IK10
Listed	ETL/cETL, CE, RoHS
Warranty	5 Years

SPECIFICATION


Model#	Input Voltage	Wattage	Beam Angle	Eqv.	Light Output	Dimension
LT-SGSC-100W	100-277VAC	100W	120	250-400W MH	13,000 lumens	420X420X67 mm
LT-SGSC-150W	100-277VAC	150W	120	400-600W MH	19,500 lumens	420X420X67 mm
LT-SGSC-200W	100-277VAC	200W	120	400-600W MH	26,000 lumens	540X540X67 mm



Glareless Design



Conduit Mount



Excellent Heat Sink System

CERTIFICATE



ORDER INFO.

Com.	Series	Power	Input Voltage	CCT	Control	Duration (EM)
LT	SGSC	100W	Std.=100-277vac	27K=2700K	DM=1-10DC Dim	Std. = 90 minutes
		150W	HV= 200-480VAC	30K=3000K	DA= Dali Dim	2H= 120 minutes
		200W		40K=4000K	PC=Photocell	3H= 180 minutes
				50K=5000K	MS=Motion Sensor	
				57K=5700K	EM=Emergency Kit	