




SGSAL Series

LED Canopy Light



SGSAL

LED CANOPY LIGHT



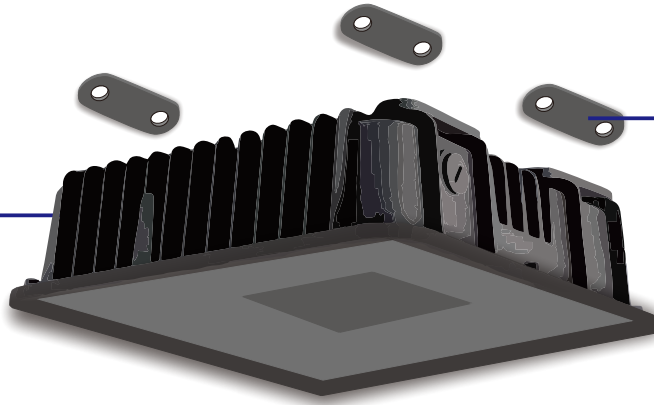
Looking for ways to reduce the cost of your LED canopy lighting?

DLC Premium LED outdoor canopy lights feature vandal-proof and shatter-proof housing for the best indoor and outdoor ceiling lighting. Not only are our outdoor Canopy Lights of the very best light efficiency 125 LPW, but you will have the very best canopy lighting for your parking facilities, walkways, and gas stations, etc.

SGSAL SERIES LED Canopy Light

Low Profile Aluminum Case

Die-casting aluminum alloy heat sink with superior thermal performance. Waterproof IP 65 rated & Powder coating finish for rust-proof



Mount Kits

Match with J-BOX installation or surface mounted on the ceiling.

Optional Battery

Emergency Battery Backup can guide people out of the garage or gas station in time under power outages,




LED Driver

- UL Listed
- 100-277vac
- 1-10VDC Dimming available




Reflector




LED Chip Assem.

LM 80 High efficacy of SMD LED chips. High efficacy LED boards with dual copper cladding for thermal dissipation



Cover

Shatter-proof polycarbonate lens distribution design 120° beam angle. High lumen efficiency 120 LPW -130 LPW



Model #	LT-SGSAL SERIES
Type	CEILING LIGHTS (G2)
Note	Ver A 2022-01

DESCRIPTION

LED Canopy luminaire provides die-casting aluminum alloy heat sink and high shock-proof polycarbonate refractor. It is suitable for indoor corrosion and wet/damp location. Motion sensor and photocell sensor can be available for parking garage lighting, gas station, warehouse, mail and others.

CONSTRUCTION & MATERIALS

- ◆ High-duty die-casting aluminum alloy housing, fully sealed to be dirt and bug proof
- ◆ Impact-proof glass cover
- ◆ IP 65 rating waterproof protection
- ◆ Black polyester powder-coated finish, rust and corrosion proof, stabilized to extreme climate changes without cracking or peeling
- ◆ New heat sink design to optimize thermal transfer and maximize performance and life of LED
- ◆ Driver is mounted in direct contact with the casting for a low operating temperature and long life

EMERGENCY SYSTEM AVAILABLE

- ◆ Lithium/Li-Fe/Ni-MH for options
- ◆ UL 924 & CEC title 20 compliant
- ◆ Runtime: 90~180 minutes

MOUNTING AND WIRING

- ◆ Four mounting pieces on the top for installation.
- ◆ Conduit mount also supported

ENVIRONMENTAL SYSTEM

- ◆ Outdoor wet/damp location
- ◆ Vapor tight/proof location

ELECTRICAL SYSTEM

- ◆ Input voltage 100-277VAC or 347VAC
- ◆ ETL/cETL, CE/RoHS.
- ◆ DLC Premium

OPTICAL SYSTEM

- ◆ 120 lm/w output efficacy
- ◆ Color temperature: 3000K, 4000K, 5000K and 5700K. Other color temperature available for special order, consult factory for lead time.
- ◆ 120 degree beam angle

LIGHTING CONTROL

- ◆ 0-10vdc dimming available
- ◆ Microwave motion sensor available

WARRANTY

- ◆ 5 Years

Finish

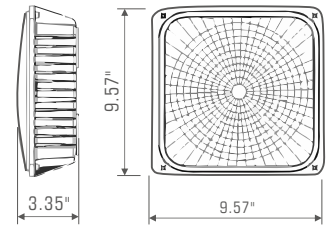
- ◆ Dark Bronze

STANDARD

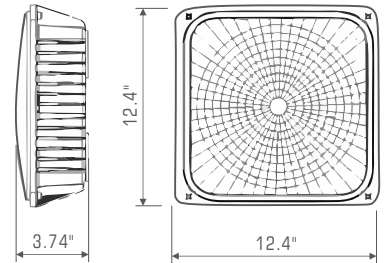
- ◆ EN61347-1, EN61347-2-13, EN60598-2-1, EN60598-1
- ◆ UL 924, UL 1598, CAN/CSA -C.22.2 NO. 250.0,



DIMENSION



LT-SGSAL-40W
LT-SGSAL-60W



LT-SGSAL-90W
LT-SGSAL-120W

DATA SHEET

MODEL#	LT-SGSAL-40W	LT-SGSAL-60W	LT-SGSAL-90W	LT-SGSAL-120W
DLC FAMILY CODE	WWWBPG	WWWBPF	WWWBPE	PENDING
LED POWER	40W	60W	90W	120W
LUMEN OUTPUT	4800 lm	7200 lm	11000 lm	14440 lm
INPUT VOLTAGE	100-277VAC	100-277VAC	100-277VAC	100-277VAC
POWER FACTOR	>0.90	>0.90	>0.90	>0.90
CRI	>70	>70	>70	>70
BEAM ANGLE	120°	120°	120°	120°
L70	>50,000 hrs	>50,000 hrs	>50,000 hrs	>50,000 hrs
OPERATING TEMP.	-22°F ~ +122°F	22°F ~ +122°F	22°F ~ +122°F	22°F ~ +122°F
DIMENSION (L*W*H)	243*243*85mm	243*243*85mm	315*315*95mm	315*315*95mm

ORDER INFORMATION

Sample Number: : LT-SGSAL-60W-HV-50K-PC-WH

COM.	FAMILY NAME	WATTAGE	VOLTAGE	CCT	ACCESORIES	FINISH
LT	SGSAL	40W 60W 80W 90W 120W	Std.=100-277vac HV= 200-480VAC	30K=3000K 40K=4000K 50K=5000K 57K=5700K 65K=6500K	DM=0-10VDC Dimming PC=Photocell MS= Motion sensor EM= Emergency Backup	Blank=Black WH=White

ACCESSORIES



Emergency Backup
(Duration 90-180 min.)



MS= Motion Sensor
Microwave



Mount Kits

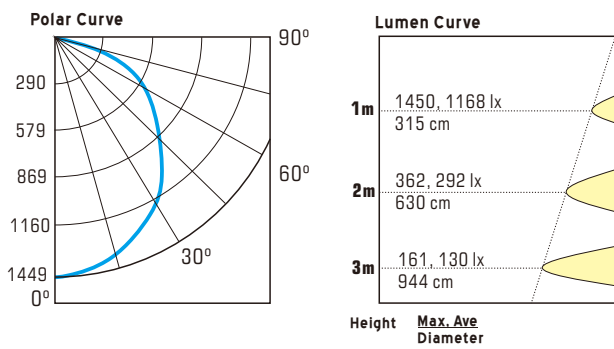
Model #	LT-SGSAL SERIES
Type	CEILING LIGHTS (G2)
Note	Ver A 2022-01

PACKAGE

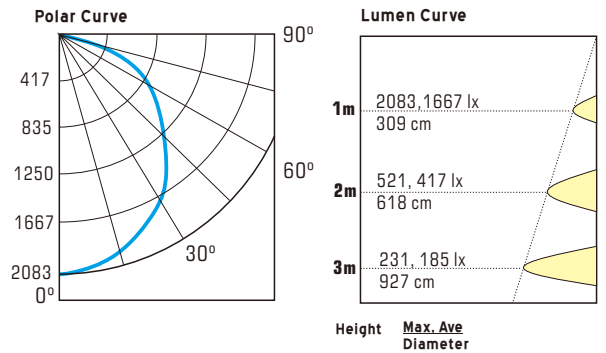
NO.	Model#	Carton Size (LXWXH)	G. W. / CTN	QTY/CTN
1	LT-SGSAL-40W	33x33x15 cm	3.8 kg	1 pc
2	LT-SGSAL-60W	33x33x15 cm	4.0 Kg	1 pc
3	LT-SGSAL-90W/120W	38x38x17 cm	5.7 Kg	1 pc

PHOTOMETRICS

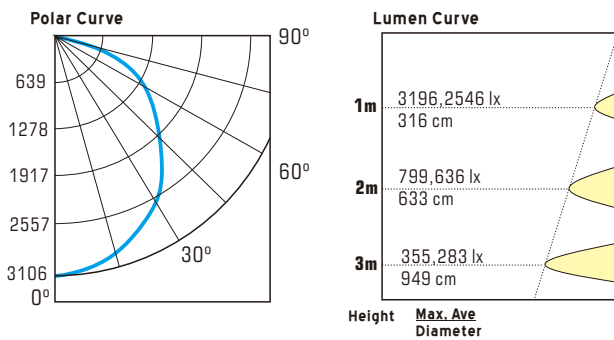
MODEL# LT-SGSAL-40W



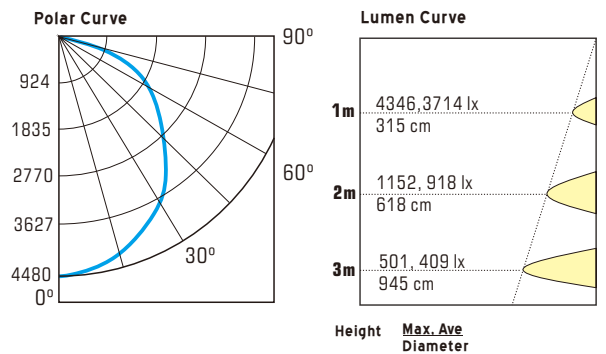
MODEL# LT-SGSAL-60W



MODEL# LT-SGSAL-90W



MODEL# LT-SGSAL-120W



MOUNT GUIDE

This led canopy light is easily installed to the ceiling with mount brackets. No hard-wiring is needed A lot of time and labor costs will be saved. Mount height is for installation reference.

