

CONSTRUCTION & MATERIALS

- Dia-casting aluminum alloy housing, fully sealed to be dirt and bug proof
- Shock-proof polycarbonate refractor with UV inhibitors
- IP 65 & IK10 rating
- Over-current/temperature, Short/open circuit protection with auto-reset
- Built-in UL approved driver

MOUNTING AND WIRING

- Surface mount or conduit mount

ENVIRONMENTAL SYSTEM

- Outdoor wet/damp location

FINISH

- Bronze

ELECTRICAL SYSTEM

- Input voltage 100-277VAC, 50/60Hz
- ETL/cETL/CE/Rohs

OPTICAL SYSTEM

- 110 LPW
- Color temperature: 3000K, 4000K, 5000K, 5700K.

LIGHTING CONTROL

- Emergency battery backup available
- Motion sensor available
- Photocell available

WARRANTY

5 Years

LED CANOPY LIGHT FIXTURE

LED Canopy Lights provide dia-casting aluminum alloy heat sink and high shock-proof polycarbonate refractor. UL/CE approved driver offers 5 years war. Low profile of diffuser can save more shipping cost. Motion sensor and photocell sensor can be suitable for parking garage, warehouse, mail, office and others.

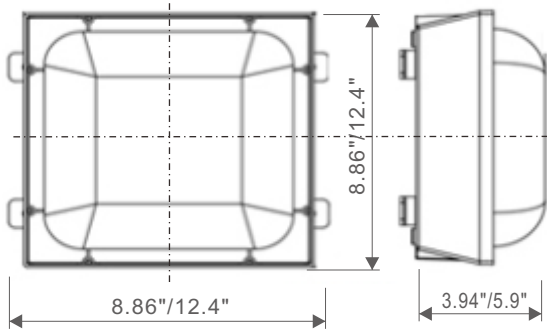
Performance

Light Output: 110 lumens per watt
Input Power: 50/75/100/120 watts
Input Voltage: 100-277vac
CCT: 3000K, 4000K, 5000K, 5700K
EMC/FCC/IC Std.: EN55015, EN61547, EN61000-3-2/3, FCC part 15, ICES-005
Safety Std.: EN61347-1, EN61347-2-7, UI924, CSA C.22.2 NO. 141
Certificate : ETL/CETL/CE certified, DLC QPL
Warranty: 5 years
Weight: 5.5 Kg

Conduit Mounted

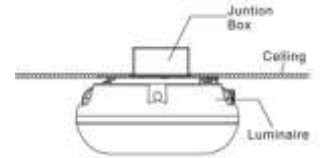


Dimension

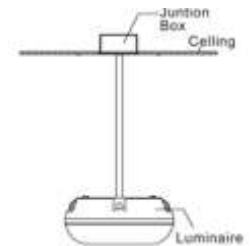


Installation

Surface Mount



Conduit Mount



Order Information

Sample Number: LT-SGSM-100W-30K-EM

Com.	Family Name	Fixture Type	Watts	Voltage	CCT	Finish	Control Mode
LT Lightide	SGS Square Canopy Light	M	50W 75W 100W 120W	Blank=100-277VAC HV=200-480VAC	30K=3000K 40K=4000K 50K=5000K 57K=5700K	Blank=Bronze	DM=0-10VDC Dimming PC=Photocell MS= Motion sensor EM= Emergency backup

MORE QUALIFIED PRODUCTS, PLEASE CONTACT

Email: info@lightideled.com
<https://www.lightideled.com>
 Lightide Manafactory Co., Ltd All right reserved.



LIGHTIDE