



CONSTRUCTION & MATERIALS

- ◆ High-duty die-casting aluminum alloy housing, fully sealed to be dirt and bug proof
- ◆ Impact-proof glass cover
- ◆ IP 65 rating waterproof protection
- ◆ Black polyester powder-coated finish, rust and corrosion proof, stabilized to extreme climate changes without cracking or peeling
- ◆ New heat sink design to optimize thermal transfer and maximize performance and life of LED
- ◆ Driver is mounted in direct contact with the casting for a low operating temperature and long life

EMERGENCY SYSTEM AVAILABLE

- ◆ Lithium/Li-Fe/Ni-MH for options
- ◆ UL 924 & CEC title 20 compliant
- ◆ Work time: 90 minutes

MOUNTING AND WIRING

- ◆ Four mounting pieces on the top for installation.
- ◆ Conduit mount also supported

ENVIRONMENTAL SYSTEM

- ◆ Outdoor wet/damp location

Finish

- ◆ Dark Bronze

ELECTRICAL SYSTEM

- ◆ Input voltage 100-277VAC or 347VAC
- ◆ ETL/cETL, CE/RoHS.
- ◆ DLC Premium

OPTICAL SYSTEM

- ◆ 120 lm/w output efficacy
- ◆ Color temperature: 3000K, 4000K, 5000K and 5700K. Other color temperature available for special order, consult factory for lead time.
- ◆ 120 degree beam angle

LIGHTING CONTROL

- ◆ 0-10vdc dimming available
- ◆ Microwave motion sensor available

WARRANTY

- ◆ 5 Years

STANDARD

- ◆ EN61347-1, EN61347-2-13, EN60598-2-1, EN60598-1
- ◆ UL 924, UL 1598, CAN/CSA -C.22.2 NO. 250.0,


LED CANOPY LIGHT

LED Canopy luminaire provides vandal-proof aluminum alloy heat sink and high shatter-proof polycarbonate diffuser. Powder-coating finished housing and sealed gasket especially are suitable for indoor or outdoor corrosion and wet/damp location. Occupancy sensor can be used for parking garage lighting, gas station, warehouse, mail and others.

Performance


Light Output: 4,800- 14,500 lumens
Input Power: 40/60/90/120 watts
CRI: >70
CCT: 3000K, 4000K, 5000K, 5700K
Finish: Dark Bronze
Input Voltage: 100-277vac or 250-480vac
Warranty: 5 years
Mounting: Surface mount or conduit mount
Weight: 4.2 Kg
Dimming: 0-10V available
Certificate : ETL/CETL , CE/RoHs
 DLC premium

Description

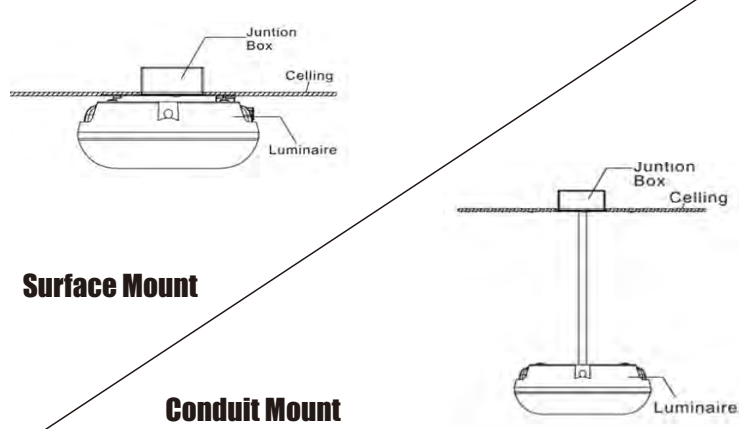


Surface Mount
Conduit Mount

1. High-duty die-casting aluminum
2. New design heat sink system. Suitable for 120W LED
3. Vandal-proof
4. Shatter-proof cover
5. Ease Installation



Installation



Surface Mount
Conduit Mount

Order Information

Sample Number: LT-SGSAL-40W-HV-30K-EM

Com.	Family Name	Cover Type	Watts	Voltage	CCT	Finish	Control Mode
LT Lightide	SGSA Square Gas Station Light Type A	H=High L=Low	40W 60W 90W 120W	Blank=100-277VAC	30K=3000K 40K=4000K 50K=5000K 57K=5700K	Blank=Bronze	DM=0-10VDC Dimming PC=Photocell MS= Motion sensor EM= Emergency

MORE QUALIFIED PRODUCTS, PLEASE CONTACT
 sales@lightideled.com
 https://www.lightideled.com
 Lightide Manufacturing Co., Ltd All right reserved.

