



UBA-C SERIES

Round LED High Bay



UBA-C

UFO LED High Bay



Introducing the revolutionary UFO LED High Bay Lights, designed to meet all your lighting needs. With an impressive 150-190 LPW, these lights are guaranteed to provide bright and efficient illumination for your workspace.

Not only that, but these lights also come with CCT and wattage selectable options, allowing you to customize the lighting to fit your specific requirements. And in case of emergencies, an optional backup is available to ensure that your workspace remains well-lit at all times.

Investing in UFO LED High Bay Lights is a smart choice for any business looking to improve their lighting efficiency and reduce energy costs. With their sleek design and advanced features, these lights are sure to enhance your workspace and improve productivity. Don't settle for less - choose the best with UFO LED High Bay Lights.

UFO LED High Bay Light

CCT & Power Tunable | 150-190 LPW | Emergency Backup Available

DESCRIPTION

UFO LED High Bay Light is built with led chips up to 190 lumens per watt. The rugged, die-cast aluminum housing and sealed and gasket optics compartment combine to make LED light virtually impenetrable to contaminants. CCT and wattage can be adjustable in the field for warehouse, commercial lighting, plant lighting and other lighting applications. Besides, these UFO led fixtures are also ideal for new installations. Save money and improve lighting.

CONSTRUCTION & MATERIALS

- ◆ Die-casting aluminum alloy housing, fully sealed to be dirt and bug proof
- ◆ Impact-proof glass or PC cover
- ◆ IP 65 rating waterproof protection
- ◆ Black polyester powder-coated finish.

EMERGENCY OPTION

- ◆ Lithium (Li-Fe/Ni-MH for options)
- ◆ UL 924 & CEC (CA Title 20)/CE compliant
- ◆ Charge time: 24 hrs
- ◆ Emergency time: 90~180 minutes
- ◆ Charge cycle: >500 times
- ◆ Work Temp. 32°F~+122°F (0°C~+50°C). Especial temperature will be consulted. (*)
- ◆ Test switch for emergency mode
- ◆ Indicator lamp built with test switch

MOUNTING AND WIRING

- ◆ Chain mount/Conduit mount

ENVIRONMENTAL SYSTEM

- ◆ Indoor/Outdoor wet/damp location
- ◆ Surge Protection: > 4KV

ELECTRICAL SYSTEM

- ◆ Input voltage 100-277 VAC
- ◆ ETL/cETL, CE/RoHS.
- ◆ DLC

OPTICAL SYSTEM

- ◆ 150 lm/w, 170 lm/w or 190 lm/w output efficacy options
- ◆ Color temperature: 3000K, 4000K, 5000K and 5700K.
- ◆ CCT Tunable 3000K-4000K-5000K/5700K
- ◆ Wattage Tunable
- ◆ 60°/90°/120° beam angle

LIGHTING CONTROL

- ◆ 0-10vdc dimming available
- ◆ PIR Sensor (w/o Tuya)
- ◆ Bi-level Microwave motion sensor available

WARRANTY

- ◆ 5 Years

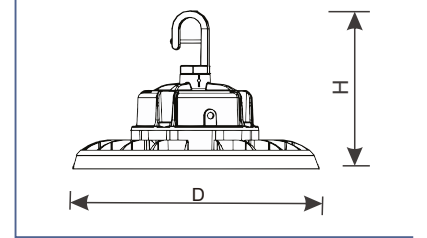
STANDARD

- ◆ EN61347-1, EN61347-2-13, EN60598-2-1, EN60598-1
- ◆ UL 1598, CAN/CSA -C.22.2 NO. 250.0,

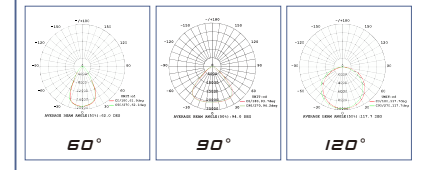
Catalog#	Type
Comment	
Project	Date



DIMENSION



DISTRIBUTION



DATASHEET

MODEL#	LT-UBA280C-50W	LT-UBA280C-100W	LT-UBA320C-150W	LT-UBA400C-200W	LT-UBA400C-240W	LT-UBA400C-300W
RATED POWER	50W	100W	150W	200W	240W	300W
OUTPUT EFFICACY	170	150/170/190 LPW	150/170/190 LPW	150/170/190 LPW	150/170/190 LPW	150/170/190 LPW
PF	>0.9	>0.9	>0.9	>0.9	>0.9	>0.9
THD	<20%	<20%	<20%	<20%	<20%	<20%
CRI	>70 Ra	>70 Ra	>70 Ra	>70 Ra	>70 Ra	>70 Ra
UGR	<28	<28	<28	<28	<28	<28
BEAM ANGLE	60° / 90° /120°	60° / 90° /120°	60° / 90° /120°	60° / 90° /120°	60° / 90° /120°	60° / 90° /120°
DIMENSION (DXH)	Ø10"X6.81"	Ø10"X6.81"	Ø11"X7"	Ø13"X7.2"	Ø13.8"X7.4"	Ø13.8"X7.4"
L70 LIFE (eTA=30°C)	>50,000hrs	>50,000hrs	>50,000hrs	>50,000hrs	>50,000hrs	>50,000hrs
WORK TEMP.	-40°C~45°C	-40°C~45°C	-40°C~45°C	-40°C~45°C	-40°C~45°C	-40°C~45°C

ORDER INFORMATION

Sample Number: LT-UBA320C-150W-27K-MV-PS2/EMH-90D

COM	SERIES	CODE	WATTAGE	SELECTABLE	CCT	VOLTAGE	ACCESSORIES	BEAM ANGLE
LT	UBA	280C 320C 400C	50W 100W 150W 200W 240W 300W	Blank Non Selectable CP Selectable Watts	27K 2700K 30K 3000K 40K 4000K 50K 5000K 57K 5700K T 30K-40K-50K Selectable	Blank 100-277VAC MV 120-347VAC EV 200-240VAC	DM 0-10V DC Dim DA DALI Dim PS PIR Sensor PS2 PIR w/Tuya MS Motion sensor MS1 Motion ON-OFF MS2 Motion w/Tuya EMH Emergency Kit (Field-Assem.)	Blank 120° 60D 60° 90D 90°

UFO LED High Bay Light

CCT & Power Tunable | 150-190 LPW | Emergency Backup Available

PHOTOMETER

Catalog#

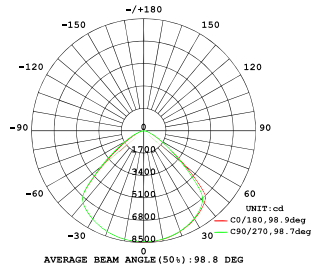
Type

Comment

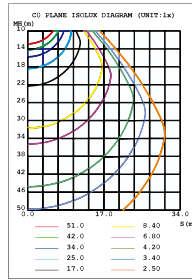
Project

Date

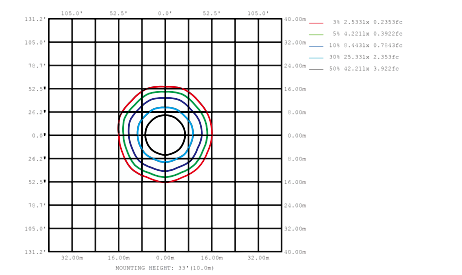
LUMINOUS INTENSITY DISTRIBUTION DIAGRAM



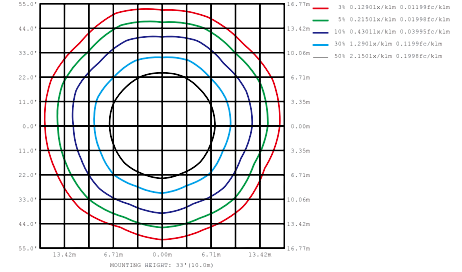
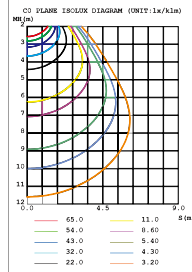
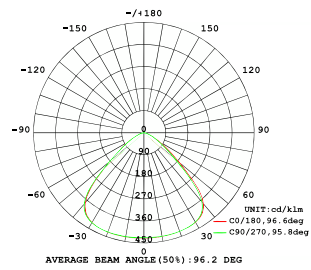
CO PLANE ISOLUX DIAGRAM UNIT:lx



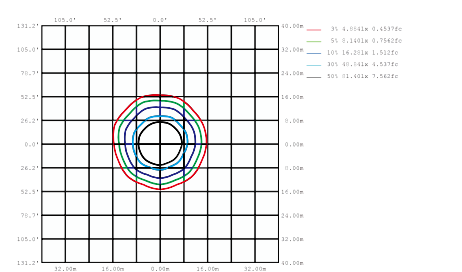
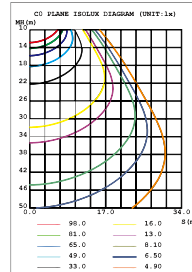
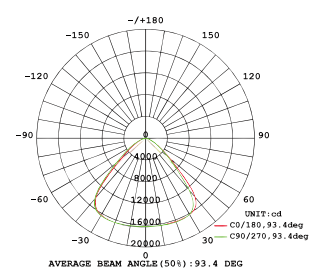
ISOLUX DIAGRAM



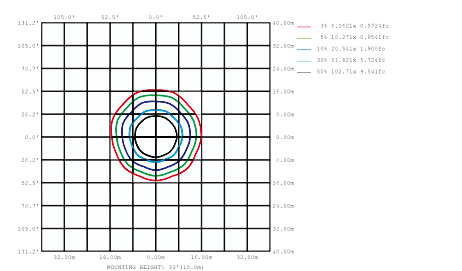
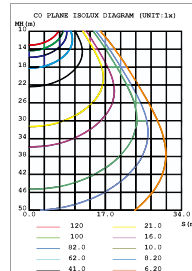
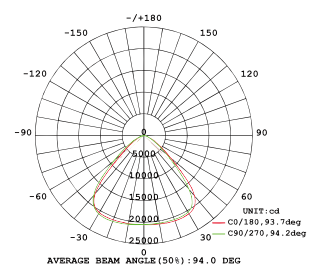
LT-UBA280C-100W-90D
192 Lumens/watt
102W 19594 Lumens
90° Beam Angle



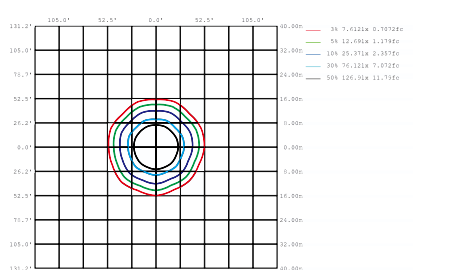
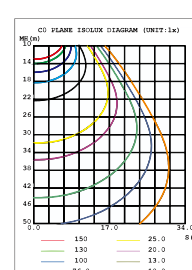
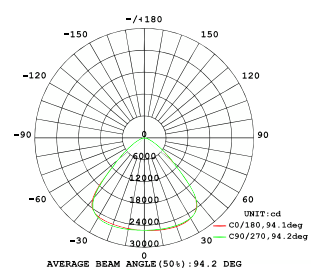
LT-UBA320C-250W-90D
194 Lumens/watt
151.5W 29458 Lumens
90° Beam Angle



LT-UBA400C-200W-90D
193 Lumens/watt
191.6W 37084 Lumens
90° Beam Angle



LT-UBA400C-240W-90D
191 Lumens/watt
245W 47039 Lumens
90° Beam Angle



LT-UBA400C-300W-90D
191 Lumens/watt
304W 58281 Lumens
90° Beam Angle


Catalog#	Type
Comment	
Project	Date

UBA (C)


UFO LED High Bay Light

CCT & Power Tunable | 150-190 LPW | Emergency Backup Available

INSTALLATION



90 DEG BEAM ANGLE INSTALLATION REFERENCE



120 DEG BEAM ANGLE INSTALLATION REFERENCE

PACKAGE INFORMATION

NO.	MODEL#	CARTON SIZE (LXWXH)	G. W. / CTN	QTY/CTN
1	LT-UBA280C-100W	12"X12"X6.2"	2.0 kg (4.4 LBS)	1 PC
2	LT-UBA320C-150W	13"X13"X6.2"	2.6 Kg (5.7 LBS)	1 PC
3	LT-UBA400C-200W	14.5"X14.5"X6.7"	3.5 Kg (7.7 LBS)	1PC
4	LT-UBA400C-240W/300W	16.7"X16.7"X6.7"	4.0 Kg (8.8 LBS)	1PC

NO.	MODEL#	CARTON SIZE (LXWXH)	G. W. / CTN	QTY/CTN
1	LT-UBA280C-100W-T	12"X12"X6.2"	2.5 kg (5.5 LBS)	1 PC
2	LT-UBA320C-150W-T	13"X13"X6.2"	3.1 Kg (6.8 LBS)	1 PC
3	LT-UBA400C-200W-T	14.5"X14.5"X6.7"	4.0 Kg (8.8 LBS)	1PC
4	LT-UBA400C-240W/300W-T	16.7"X16.7"X6.7"	4.5 Kg (9.9 LBS)	1PC

OPTIONAL ACCESSORIES

 <p>CPT CCT/Wattage Tunable</p>	 <p>PS PIR Sensor or PS2 PIR Sensor w/ Tuya</p>	 <p>MS Motion Sensor w/Dimming & ON/OFF MS1 Motion Sensor w/ON-OFF MS2 Motion Sensor w/Tuya</p>
 <p>EMH Emergency Backup (Field-Assembly)</p>	 <p>CR Clear Reflector</p>	 <p>WG Wire Guard</p>